

United Kingdom of Great Britain and Northern Ireland

Certificate of EC type-examination of a measuring instrument

Number: UK/0126/0034 Revision 1

issued by the Secretary of State for Innovation, Universities and Skills
Notified Body Number 0126

In accordance with the requirements of the Measuring Instruments (Material Measures of Length) Regulations 2006 (SI 2006/1267) and the Measuring Instruments (Non-Prescribed Instruments) Regulations 2006 (SI 2006/1270) which implement, in the United Kingdom, Council Directive 2004/22/EC, this certificate of EC type-examination has been issued to:

**Ningbo JF Tools Industrial Co. Ltd.
Industrial Function Zone
Lanjiang Jiedao
Yuyao City
Zhejiang
China**

in respect of: Material measure of length
accuracy class: II
nominal length and width: 2 m x 13 mm

Additional models, lengths and widths are described in section 7 of the Descriptive Annex to this certificate.

The necessary data (principal characteristics, alterations, securing, functioning etc) for identification purposes and conditions (when applicable) are set out in the descriptive annex to this certificate.



Signatory: G Stones
for Chief Executive
National Weights & Measures Laboratory
Department for Innovation, Universities and Skills
Stanton Avenue
Teddington
Middlesex TW11 0JZ
United Kingdom

Issue Date: 6 October 2008
Valid Until: 3 July 2018
Reference No: T1126/0011

Descriptive Annex

1 REGULATIONS

The measuring instrument in respect of which this certificate of EC type examination has been issued is subject to the provisions and requirements of the Measuring Instruments (Material Measures of Length) Regulations 2006 (SI 2006/1267) and the Measuring Instruments (Non-Prescribed Instruments) Regulations 2006 which implement, in the United Kingdom, Council Directive 2004/22/EC.

2 DESCRIPTION OF THE PATTERN

2.1 The pattern is a small composite measure. The blade of the measure, length 2 m, is of steel with a sliding hook at the free end. The blade is 13 mm wide with black and red markings on an off-white background protected by a clear film. The measure is graduated in millimetres throughout on both edges of the blade with half-centimetres marked and with centimetres numbered consecutively throughout.


2.2 The pattern may be fitted into a plastic case, as shown in Figure 2, which incorporates a retractable spring mechanism. The case model, CR-207, designates the style of case and the blade length contained within it. The case may be fitted with a blade lock, which is biased with the blade in the locked position, a belt clip and a wrist strap. The case is marked, as part of the case moulding, with a case dimension of 65 millimetres to allow for internal measurements to be made.

3 TECHNICAL DATA

- 3.1**
- (a) Accuracy class: II
 - (b) Nominal length: 2 m
 - (c) Scale interval: 1 mm

4 INSCRIPTIONS

The following inscriptions are marked at the beginning of the blade on the front face:

- (a) Nominal length: 2 m
- (b) Manufacturer's identification logo: 
- (c) Class of accuracy: II
- (d) EC type approval certificate number: UK/0126/0034

5 APPROVAL CONDITIONS

The certificate is issued subject to the following conditions.

5.1 Legends and inscriptions

5.1.1 The following markings and inscriptions are durably and legibly marked onto the blade of the tape measure: and fulfil the requirements of Paragraph 9 of Annex I of the Directive 2004/22/EC:

- ‘CE’ mark
- Supplementary metrology mark
- Notified Body number
- Accuracy class
- Manufacturers mark or name
- Certificate number
- Tractive force (if applicable)
- Reference temperature (if other than 20°C)

5.1.2 The model of the tape measure cases are identified by the series number. The following codes may follow the case series number to denote the associated blade width when different from 13 mm:

- W 16 mm
- E 19 mm
- X 25 mm
- M 32 mm

6 LOCATION OF MARKS

6.1 The inscription in section 4 together with the ‘CE’ marking, supplementary metrology marking and notified body number are printed on the blade near the beginning. An example of the markings is shown in Figure 1.

7 ALTERNATIVES

7.1 Having alternative models of blade as described in the tables below.

7.1.1 The blade lengths and widths as indicated in Table 1 below are all composite measures, fitted with a sliding hook end. These measures are of the types usually assembled into a case incorporating a retractable spring mechanism.

Nominal length	Nominal width	Scale interval (upper side)	Scale interval (lower side)
2 m	6 mm	1 mm	1 mm
3 m	13 mm	1 mm	1 mm
2 m	16 mm	1 mm	1 mm
3 m	16 mm	1 mm	1 mm
5 m	16 mm	1 mm	1 mm
3 m	19 mm	1 mm	1 mm
5 m	19 mm	1 mm	1 mm
5 m	25 mm	1 mm	1 mm
8 m	25 mm	1 mm	1 mm
10 m	25 mm	1 mm	1 mm
8 m	32 mm	1 mm	1 mm
10 m	32 mm	1 mm	1 mm

Table 1

7.1.2 Having alternative models of blade lengths and widths as indicated in Table 2 below which are all line measures, fitted with a ring end. These measures are of the types usually assembled into an open reel/case incorporating a winder mechanism.

Nominal length	Nominal width	Scale interval (upper side)	Scale interval (lower side)
5 m	13 mm	1 mm	1 mm
10 m	13 mm	1 mm	1 mm
15 m	13 mm	1 mm	1 mm
20 m	13 mm	1 mm	1 mm
30 m	13 mm	1 mm	1 mm
50 m	13 mm	1 mm	1 mm

Table 2

7.1.3 Having alternative case models as indicated in Table 3 below

Model No	Nominal length	Nominal width	Case dimensions
CR-307	3 m	13 mm	65 mm
CR-507W	5 m	16 mm	70 mm
CR-807X	8 m	25 mm	86 mm
CR-1007X	10 m	25 mm	98 mm
CR-524W	5 m	16 mm	73 mm
CR-208	2 m	13 mm	
CR-308	3 m	13 mm	
CR-508	5 m	16 mm	
CR-209	3 m	13 mm	
CR-309	3 m	13 mm	
CR-258	2 m	13 mm	
CR-358	3 m	13 mm	
CR-558W	5 m	16 mm	
CR-858X	8 m	25 mm	
CR-235	2 m	13 mm	
CR-335	3 m	13 mm	
CR-235W	2 m	16 mm	
CR-335W	3 m	16 mm	
CR-535W	5 m	16 mm	
CR-535E	5 m	19 mm	
CR-535X	5 m	25 mm	

CR-835X	8 m	25 mm	
CR-1035X	10 m	25 mm	
CR-387W	3 m	16 mm	
CR-587E	5 m	19 mm	
CR-587X	5 m	25 mm	
CR-J201	20 m	13 mm	
CR-J301	30 m	13 mm	
CR-J501	50 m	13 mm	
CR-375W	3m	16mm	
CR-575E	5m	19mm	
CR-575X	5m	25mm	
CR-1075X	10m	25mm	
CR-2G16W	2m	16mm	
CR-3G16W	3m	16mm	
CR-3G16W-M	3m	16mm	
CR-5G16W	5m	19mm	
CR-5G16W-M	5m	19mm	
CR-8G16X	8m	25mm	
CR-2002	20m	13mm	
CR-3002	30m	13mm	
CR-5002	50m	13mm	
CR-8L10X	8m	25mm	
CR-J204	20m	13mm	
CR-J304	30m	13mm	
CR-J504	50m	13mm	
CRP-206	20m	13mm	
CRP-306	30m	13mm	
CRP-506	50m	13mm	

Table 3

7.2.1 The cases may be any colour.

7.2.2 The cases can be fitted with a belt clip and carrying strap, where designed for that purpose.

7.3.1

Having alternative model numbers as indicated in Table 4.

Model No	Alternative Model Nos	Nominal length	Nominal width	Case dimensions
CR-307	62001013	3 m	13 mm	65 mm
CR-507W	62001005	5 m	16 mm	70 mm
CR-807X	62001108	8 m	25 mm	86 mm

Table 4

7.3.2

Having alternative model numbers, for additional manufacturer “Troy”, as indicated in Table 5.

Model No	Alternative Troy Model No	Nominal length	Nominal width
CR-375W	T 23103	3m	16mm
CR-575E	T 23105	5m	19mm
CR-575X	T 23105-25	5m	25mm
CR-1075X	T 23110	10m	25mm
CR-2G16W	T 23122	2m	16mm
CR-3G16W	T 23123	3m	16mm
CR-3G16W-M	T 23124	3m	16mm
CR-5G16W	T 23125	5m	19mm
CR-5G16W-M	T 23126	5m	19mm
CR-8G16X	T 23127	8m	25mm
CR-2002	T 23132	20m	13mm
CR-3002	T 23133	30m	13mm
CR-5002	T 23135	50m	13mm
CR-8L10X	T 23100	8m	25mm
CR-J204	T 23152	20m	13mm
CR-J304	T 23153	30m	13mm
CR-J504	T 23155	50m	13mm
CRP-206	T 23142	20m	13mm
CRP-306	T 23143	30m	13mm
CRP-506	T 23145	50m	13mm

Table 5

7.4 Having the following markings which are in addition to the manufacturer's identification and/or logo.

7.4.1 Having the marking “**TRANSFILCO SA**”.

7.4.2 Having the marking  which is the ID of Sarac Teknik Hirdavat Ins. San. ve Tic. Ltd. Sti. Osmangazi Mah. Yildirim Beyazit Cad. No:35 Samandira/Istanbul TURKEY.

7.4.3 Having the marking  which is the ID of Ender Yapı Malzemeleri Ins.Tah. San ve Tic Ltd.Sti. Merkez Mah.Fatih Cad.Firat Sok, No:3 Halkali - Kucukcekmece, TURKEY.

7.4.4 Having the marking  which is the ID of Duna Dis Ticaret Ltd.Sti, Perpa Ticaret Merkezi, B Blok Kat: 2 No: 75, Okmeydani – 34384, Istanbul, TURKEY.

8 SPECIAL CONDITIONS

8.1 When using the measure for internal measurement, the case must be permitted to locate and must not be impeded by the carrying strap.

8.2 Model CR-524W shall not be fitted with a personal carrying strap.

8.3 The inscription on CR-807X includes the additional inscription “cm” within the first 10 cm of the blade.

9 ILLUSTRATIONS

- Figure 1 The blade.
- Figure 2 Examples of the CR case style.
- Figure 3 Example of a wide composite measure.
- Figure 4 Example of the line measure.
- Figure 5 Example of the series 35 case style
- Figure 6 Example of the series 87 case style
- Figure 7 Example of the series J1 case style

CERTIFICATE HISTORY

ISSUE NO.	DATE	DESCRIPTION
UK/0126/0034	4 July 2008	Certificate first issued.
UK/0126/0034 Revision 1	6 October 2008	Revision 1 issued; Alternative case models CR-75, CR-002, CR-J4, CR-G16, and CRP-06 added to section 7.1.3 Table 3. Addition of sections 7.3.2 and 7.4.4.



Figure 1 The blade

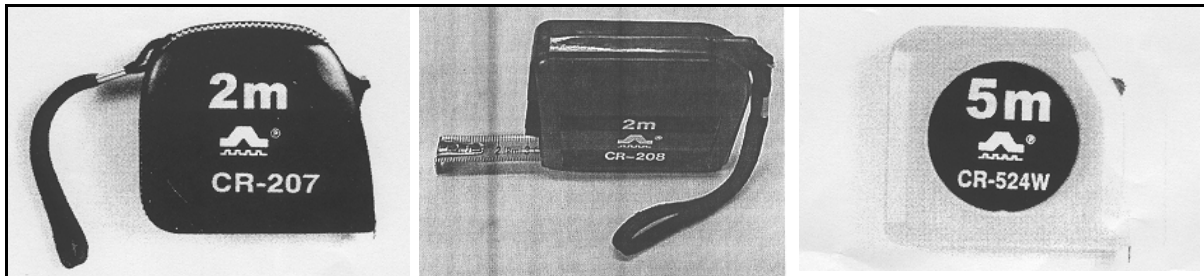


Figure 2 Example of the CR case styles




Figure 3 Example of a wide composite measure



Figure 4 Example of the line measure



Figure 5 Example of the series 35 case style



Figure 6 Example of the series 87 case style



Figure 7 Example of the series J1 case style

©Crown Copyright 2008 This material may be freely reproduced except for sale