

(UK/0126/0034)



MI-008

United Kingdom of Great Britain and Northern Ireland

Certificate of EC type-examination of a measuring instrument

Number: UK/0126/0034 Revision 10

issued by the Secretary of State for Business, Innovation and Skills
Notified Body Number 0126

In accordance with the requirements of the Measuring Instruments (Material Measures of Length) Regulations 2006 (SI 2006/1267) and the Measuring Instruments (Non-Prescribed Instruments) Regulations 2006 (SI 2006/1270) which implement, in the United Kingdom, Council Directive 2004/22/EC, this certificate of EC type-examination has been issued to:

**Ningbo JF Tools Industrial Co. Ltd.
Industrial Function Zone
Lanjiang Jiedao
Yuyao City
Zhejiang
China**

in respect of: Material measure of length
accuracy class: II
nominal length and width: 2 m x 13 mm

Additional models, lengths and widths are described in section 7 of the Descriptive Annex to this certificate.

The necessary data (principal characteristics, alterations, securing, functioning etc) for identification purposes and conditions (when applicable) are set out in the descriptive annex to this certificate.

This revision replaces previous versions of the certificate.

Signatory: P R Dixon
for Chief Executive
National Weights & Measures Laboratory
(part of the National Measurement Office)
Department for Business, Innovation and Skills
Stanton Avenue
Teddington
Middlesex TW11 0JZ
United Kingdom

Issue Date: 24 February 2011
Valid Until: 3 July 2018
Reference No: T1126/0011

Descriptive Annex

1 REGULATIONS

The measuring instrument in respect of which this certificate of EC type examination has been issued is subject to the provisions and requirements of the Measuring Instruments (Material Measures of Length) Regulations 2006 (SI 2006/1267) and the Measuring Instruments (Non-Prescribed Instruments) Regulations 2006 which implement, in the United Kingdom, Council Directive 2004/22/EC.

2 DESCRIPTION OF THE PATTERN

2.1 The pattern is a small composite measure. The blade of the measure, length 2 m, is of steel with a sliding hook at the free end. The blade is 13 mm wide with black and red markings on an off-white background protected by a clear film. The measure is graduated in millimetres throughout on both edges of the blade with half-centimetres marked and with centimetres numbered consecutively throughout.



2.2 The pattern may be fitted into a plastic case, as shown in Figure 2, which incorporates a retractable spring mechanism. The case model, CR-207, designates the style of case and the blade length contained within it. The case may be fitted with a blade lock, which is biased with the blade in the locked position, a belt clip and a wrist strap. The case is marked, as part of the case moulding, with a case dimension of 65 millimetres to allow for internal measurements to be made.

3 TECHNICAL DATA

- 3.1**
- (a) Accuracy class: II
 - (b) Nominal length: 2 m
 - (c) Scale interval: 1 mm

4 INSCRIPTIONS

The following inscriptions are marked at the beginning of the blade on the front face:

- (a) Nominal length: 2 m
- (b) Manufacturer's identification logo:  or 
- (c) Class of accuracy: II
- (d) EC type approval certificate number: UK/0126/0034

5 APPROVAL CONDITIONS

The certificate is issued subject to the following conditions.

5.1 Legends and inscriptions

5.1.1 The following markings and inscriptions are durably and legibly marked onto the blade of the tape measure: and fulfil the requirements of Paragraph 9 of Annex I of the Directive 2004/22/EC:

- 'CE' mark
- Supplementary metrology mark

- Notified Body number
- Accuracy class
- Manufacturers mark or name
- Certificate number
- Tractive force (if applicable)
- Reference temperature (if other than 20°C)

5.1.2 The model of the tape measure cases are identified by the series number. The following codes may follow the case series number to denote the associated blade width when different from 13 mm:

- W 16 mm
- E 19 mm
- X 25 mm
- M 32 mm

6 LOCATION OF MARKS

6.1 The inscription in section 4 together with the ‘CE’ marking, supplementary metrology marking and notified body number are printed on the blade near the beginning. An example of the markings is shown in Figure 1.

7 ALTERNATIVES

7.1 Having alternative models of blade as described in the tables below.

7.1.1 The blade lengths and widths as indicated in Table 1 below are all composite measures, fitted with a sliding hook end. These measures are of the types usually assembled into a case incorporating a retractable spring mechanism.

Nominal length	Nominal width	Scale interval (upper side)	Scale interval (lower side)
2 m	6 mm	1 mm	1 mm
3 m	13 mm	1 mm	1 mm
2 m	16 mm	1 mm	1 mm
3 m	16 mm	1 mm	1 mm
5 m	16 mm	1 mm	1 mm
3 m	19 mm	1 mm	1 mm
5 m	19 mm	1 mm	1 mm
5 m	25 mm	1 mm	1 mm
8 m	25 mm	1 mm	1 mm
10 m	25 mm	1 mm	1 mm
8 m	32 mm	1 mm	1 mm
10 m	32 mm	1 mm	1 mm

Table 1

7.1.2 Having alternative models of blade lengths and widths as indicated in Table 2 below which are all line measures, fitted with a ring end. These measures are of the types usually assembled into an open reel/case incorporating a winder mechanism.

Nominal length	Nominal width	Scale interval (upper side)	Scale interval (lower side)
5 m	13 mm	1 mm	1 mm
10 m	13 mm	1 mm	1 mm
15 m	13 mm	1 mm	1 mm
20 m	13 mm	1 mm	1 mm
30 m	13 mm	1 mm	1 mm
50 m	13 mm	1 mm	1 mm

Table 2

7.1.3 Having alternative case models as indicated in Table 3 below

Model No	Nominal length	Nominal width	Case dimensions
CR-307	3 m	13 mm	
CR-507W	5 m	16 mm	
CR-807X	8 m	25 mm	
CR-1007X	10 m	25 mm	
CR-524W	5 m	16 mm	
CR-208	2 m	13 mm	
CR-308	3 m	13 mm	
CR-508	5 m	16 mm	
CR-209	3 m	13 mm	
CR-309	3 m	13 mm	
CR-258	2 m	13 mm	
CR-358	3 m	13 mm	
CR-558W	5 m	16 mm	
CR-858X	8 m	25 mm	
CR-235	2 m	13 mm	
CR-335	3 m	13 mm	
CR-235W	2 m	16 mm	
CR-335W	3 m	16 mm	
CR-535W	5 m	16 mm	
CR-535E	5 m	19 mm	
CR-535X	5 m	25 mm	
CR-835X	8 m	25 mm	
CR-1035X	10 m	25 mm	
CR-387W	3 m	16 mm	
CR-587E	5 m	19 mm	

CR-587X	5 m	25 mm	
CR-J201	20 m	13 mm	
CR-J301	30 m	13 mm	
CR-J501	50 m	13 mm	
CR-375W	3m	16mm	
CR-575E	5m	19mm	
CR-575X	5m	25mm	
CR-1075X	10m	25mm	
CR-2G16W	2m	16mm	
CR-3G16W	3m	16mm	
CR-3G16W-M	3m	16mm	
CR-5G16W	5m	19mm	
CR-5G16W-M	5m	19mm	
CR-8G16X	8m	25mm	
CR-2002	20m	13mm	
CR-3002	30m	13mm	
CR-5002	50m	13mm	
CR-8L10X	8m	25mm	
CR-J204	20m	13mm	
CR-J304	30m	13mm	
CR-J504	50m	13mm	
CRP-206	20m	13mm	
CRP-306	30m	13mm	
CRP-506	50m	13mm	
CR-382W	3m	16mm	
CR-582E	5m	19mm	
CR-582X	5m	25mm	
CR-290W	2m	16mm	
CR-390W	3m	16mm	
CR-590E	5m	19mm	
CR-590X	5m	25mm	
CR-1090X	10m	25mm	
CR-374W	3m	16mm	
CR-574E	5m	19mm	
CR-574X	5m	25mm	
CR-1074M	10m	32mm	
CR-376W	3m	16mm	

CR-576E	5m	19mm	
CR-576X	5m	25mm	
CR-1076M	10m	32mm	
CR-333W	3m	16mm	
CR-533E	5m	19mm	
CR-3G37W	3m	16mm	
CR-5G37E	5m	19mm	
CR-5G37X	5m	25mm	
CR-7HG37X	7.5m	25mm	
CR-564E	5m	19mm	
CR-375W-2	3m	16mm	
CR-575E-2	5m	19mm	
CR-575X-2	5m	25mm	
CR-875X-2	8m	25mm	
CR-1075X-2	10m	25mm	
CR-389W	3m	16mm	
CR-589E	5m	19mm	
CR-589X	5m	25mm	
CR-889X	8m	25mm	
CR-1089M	10m	32mm	
CR-396W	3m	16mm	
CR-596E	5m	19mm	
CR-596X	5m	25mm	
CR-896X	8m	25mm	
CR-1096M	10m	32mm	
CR-397W	3m	16mm	
CR-597E	5m	19mm	
CR-597X	5m	25mm	
CR-897X	8m	25mm	

Table 3

7.2.1 The cases may be any colour.

7.2.2 The cases can be fitted with a belt clip and carrying strap, where designed for that purpose.

7.3.1 Having alternative model numbers as indicated in Table 4.

Model No	Alternative Model Nos	Nominal length	Nominal width	Case dimensions
CR-307	62001013	3 m	13 mm	
CR-507W	62001005	5 m	16 mm	
CR-807X	62001108	8 m	25 mm	

Table 4

7.3.2 Having alternative model numbers, for additional manufacturer “Troy”, as indicated in Table 5.

Model No	Alternative Troy Model No	Nominal length	Nominal width
CR-375W	T 23103	3m	16mm
CR-575E	T 23105	5m	19mm
CR-575X	T 23105-25	5m	25mm
CR-1075X	T 23110	10m	25mm
CR-2G16W	T 23122	2m	16mm
CR-3G16W	T 23123	3m	16mm
CR-3G16W-M	T 23124	3m	16mm
CR-5G16W	T 23125	5m	19mm
CR-5G16W-M	T 23126	5m	19mm
CR-8G16X	T 23127	8m	25mm
CR-2002	T 23132	20m	13mm
CR-3002	T 23133	30m	13mm
CR-5002	T 23135	50m	13mm
CR-8L10X	T 23100	8m	25mm
CR-J204	T 23152	20m	13mm
CR-J304	T 23153	30m	13mm
CR-J504	T 23155	50m	13mm
CRP-206	T 23142	20m	13mm
CRP-306	T 23143	30m	13mm
CRP-506	T 23145	50m	13mm

Table 5

7.3.3

Having alternative case models as indicated in Table 6 below:

Model No	Nominal length	Nominal width	Model No	Nominal length	Nominal width
CR - 2G31W	2m	16mm	CR—228	2m	13mm
CR - 3G31W	3m	16mm	CR—328	3m	13mm
CR - 5G31E	5m	19mm	CR—528E	5m	19mm
CR - 5G31X	5m	25mm	CR—828X	8m	25mm
CR - 8G31X	8m	25mm	CR—P226	2m	13mm
CR - 2G32W	2m	16mm	CR—P326	3m	13mm
CR - 3G32W	3m	16mm	CR—P526W	5m	16mm
CR - 5G32E	5m	19mm	CR—F215W	2m	16mm
CR - 5G32X	5m	25mm	CR—F315W	3m	16mm
CR - 8G32X	8m	25mm	CR—F315E	3m	19mm
CR - 5G29X	5m	25mm	CR—F515E	5m	19mm
CR - 5G30X	5m	25mm	CR—203	2m	13mm
CR - 2G38W	2m	16mm	CR—303	3m	13mm
CR - 3G38W	3m	16mm	CR—503W	5m	16mm
CR - 5G38E	5m	19mm	CR—5G18X	5m	25mm
CR - 5G38X	5m	25mm	CR—8G18X	8m	25mm
CR - 8G38X	8m	25mm	CR—2G19W	2m	16mm
CR - 2G37W	2m	16mm	CR—3G19W	3m	16mm
CR - 3G37W	3m	16mm	CR—5G19E	5m	19mm
CR - 5G37E	5m	19mm	CR—5G19X	5m	25mm
CR - 5G37X	5m	25mm	CR—8G19X	8m	25mm
CR - 8G37X	8m	25mm	CR—2G17W	2m	16mm
CR - 2G36W	2m	16mm	CR—3G17W	3m	16mm
CR - 3G36W	3m	16mm	CR—3G17E	3m	19mm
CR - 5G36E	5m	19mm	CR—5G17E	5m	19mm
CR - 5G36X	5m	25mm	CR—5G17X	5m	25mm
CR - 8G36X	8m	25mm	CR—8G17X	8m	25mm
CR - 2G28W	2m	16mm	CR—2G20W	2m	16mm
CR - 3G28W	3m	16mm	CR—3G20W	3m	16mm
CR - 5G28E	5m	19mm	CR—5G20E	5m	19mm
CR - 5G28X	5m	25mm	CR—5G20X	5m	25mm
CR - 8G28X	8m	25mm	CR—8G20X	8m	25mm
CR - 2G27W	2m	16mm	CR—2G12W	2m	16mm
CR - 3G27W	3m	16mm	CR—3G12W	3m	16mm
CR - 5G27E	5m	19mm	CR—5G12E	5m	19mm
CR - 5G27X	5m	25mm	CR—8G12X	8m	25mm
CR - 8G27X	8m	25mm	CR—10G12X	10m	25mm

CR - 2G23W	2m	16mm	CR—297W	2m	16mm
CR - 3G23W	3m	16mm	CR—397W	3m	16mm
CR - 5G23E	5m	19mm	CR—597E	5m	19mm
CR - 5G23X	5m	25mm	CR—597X	5m	25mm
CR - 8G23X	8m	25mm	CR—897X	8m	25mm
CR—J305	30m	13mm	CR—299W	2m	16mm
CR—J506	50m	13mm	CR—399W	3m	16mm
CR—3G41W	3m	16mm	CR—599E	5m	19mm
CR—5G41E	5m	19mm	CR—899X	8m	25mm
CR—8G41X	8m	25mm	CR—296W	2m	16mm
CR—3G42W	3m	16mm	CR—396W	3m	16mm
CR—5G42E	5m	19mm	CR—396E	3m	19mm
CR—8G42X	8m	25mm	CR—596E	5m	19mm
CR—3G43W	3m	16mm	CR—596X	5m	25mm
CR—5G43E	5m	19mm	CR—896X	8m	25mm
CR—8G43X	8m	25mm	CR—896M	8m	32mm
CR—5K02X	5m	25mm	CR—287W	2m	16mm
CR—8K02X	8m	25mm	CR—387W	3m	16mm
CR—3K03W	3m	16mm	CR—387E	3m	19mm
CR—5K03E	5m	19mm	CR—587E	5m	19mm
CR—8K03X	8m	25mm	CR—587X	5m	25mm
CR—887X	8m	25mm	CR—887X	8m	25mm
CR—887M	8m	32mm	CR—887M	8m	32mm
CR—1087M	10m	32mm	CR—1087M	10m	32mm
CR—876M	8m	32mm	CR—286W	2m	16mm
CR—1076M	10m	32mm	CR—386W	3m	16mm
CR—882X	8m	25mm	CR—586E	5m	19mm
CR—882M	8m	32mm	CR—886X	8m	25mm
CR—1082M	10m	32mm	CR—886M	8m	32mm
CR—284W	2m	16mm	CR—364E	3m	19mm
CR—384W	3m	16mm	CR—564E	5m	19mm
CR—584E	5m	19mm	CR—2G11W	2m	16mm
CR—884X	8m	25mm	CR—3G11W	3m	16mm
CR—364E	3m	19mm	CR—5G11E	5m	19mm
CR—564E	5m	19mm	CR—5G11X	5m	25mm
CR—285W	2m	16mm	CR—8G11X	8m	25mm
CR—385W	3m	16mm	CR—10G11X	10m	25mm
CR—585W	5m	16mm	CR—2G15W	2m	16mm
CR—885X	8m	25mm	CR—3G15W	3m	16mm
CR—1085X	10m	25mm	CR—5G15E	5m	19mm
CR—280W	2m	16mm	CR—8G15X	8m	25mm

CR—380W	3m	16mm	CR—295W	2m	16mm
CR—580E	5m	19mm	CR—395W	3m	16mm
CR—880X	8m	25mm	CR—595E	5m	19mm
CR—272W	2m	16mm	CR—595X	5m	25mm
CR—372W	3m	16mm	CR—895X	8m	25mm
CR—572E	5m	19mm	CR—294W	2m	16mm
CR—872X	8m	25mm	CR—394W	3m	16mm
CR—370	3m	13mm	CR—594E	5m	19mm
CR—370E	3m	19mm	CR—594X	5m	25mm
CR—570E	5m	19mm	CR—894X	8m	25mm
CR—870X	8m	25mm	CR—293W	2m	16mm
CR—1070X	10m	25mm	CR—393W	3m	16mm
CR—266	2m	13mm	CR—593E	5m	19mm
CR—366	3m	13mm	CR—593X	5m	25mm
CR—266W	2m	16mm	CR—893X	8m	25mm
CR—366W	3m	16mm	CR—278W	2m	16mm
CR—566E	5m	19mm	CR—378W	3m	16mm
CR—262	2m	13mm	CR—578E	5m	19mm
CR—362	3m	13mm	CR—878X	8m	25mm
CR—262W	2m	16mm	CR—279W	2m	16mm
CR—362W	3m	16mm	CR—379W	3m	16mm
CR—271	2m	13mm	CR—579E	5m	19mm
CR—371	3m	13mm	CR—579X	5m	25mm
CR—371W	3m	16mm	CR—879X	8m	25mm
CR—571E	5m	19mm	CR—289W	2m	16mm
CR—571X	5m	25mm	CR—389W	3m	16mm
CR—871X	8m	25mm	CR—589E	5m	19mm
CR—373E	3m	19mm	CR—589X	5m	25mm
CR—573E	5m	19mm	CR—889X	8m	25mm
CR—873X	8m	25mm	CR—889M	8m	32mm
CR—233W	2m	16mm	CR—1089M	10m	32mm
CR—333	3m	13mm	CR—3G21W	3m	16mm
CR—333W	3m	16mm	CR—5G21E	5m	19mm
CR—533W	5m	16mm	CR—8G21X	8m	25mm
CR—533E	5m	19mm	CR—2G24W	2m	16mm
CR—833X	8m	25mm	CR—3G24W	3m	16mm
CR—1033X	10m	25mm	CR—3G24E	3m	19mm
CR—269W	2m	16mm	CR—5G24E	5m	19mm
CR—369W	3m	16mm	CR—5G24X	5m	25mm
CR—569E	5m	19mm	CR—8G24X	8m	25mm
CR—869X	8m	25mm	CR—2G25W	2m	16mm

CR—260	2m	13mm	CR—3G25W	3m	16mm
CR—360	3m	13mm	CR—3G25E	3m	19mm
CR—260W	2m	16mm	CR—5G25E	5m	19mm
CR—360W	3m	16mm	CR—8G25X	8m	25mm
CR—560E	5m	19mm	CR—2G26W	2m	16mm
CR—560X	5m	25mm	CR—3G26W	3m	16mm
CR—860X	8m	25mm	CR—5G26E	5m	19mm
CR—1060X	10m	25mm	CR—5G26X	5m	25mm
CR—307W	3m	16mm	CR—8G26X	8m	25mm
CR—507E	5m	19mm			
CR—507X	5m	25mm			

Table 6

7.3.4 Having alternative model numbers, for additional manufacturer “Meister Meister Werkzeuge GmbH”, as indicated in Table 7.

Model number	MEISTER Model Number	Model number	MEISTER Model Number
CR-282W	6530000*	CR-582X	6530250*
CR-282W	6530006**	CR-886X	6530300**
CR-382W	6530100*	CR-882X	6530350*
CR-382W	6530106**	CR-3002	6576000**
CR-582E	6530200*	----	----
CR-582E	6530206**	----	----

Note: * having the MEISTER logo, see section 7.4.11 ** having the MEROX logo, see section 7.4.11

Table 7

7.3.5 Having alternative model numbers, for additional manufacturer “Unior d d”, as indicated in Table 8.

Model number	UNIOR d d Model Number	Model number	UNIOR d d Model Number
CR-J506	621525 714	CR-384W	612794 710R
CR-284W	612789 710R	CR-584E	612795 710R
CR-384W	612790 710R	CR-884X	612796 710R
CR-584E	612791 710R	----	----
CR-884X	612792 710R	----	----
CR-284W	612793 710R	----	----

Table 8

7.3.6 Having alternative model numbers, for additional manufacturer “Rico”, as indicated in Table 9.

Model number	Rico Model Number	Model number	Rico Model Number
CR-279W	RC216	CR-290W	RC220
CR-379W	RC217	CR-390W	RC221
CR-579E	RC218	CR-590E	RC222
CR-579X	RC219	CR-590X	RC223
-----	-----	CR-1090X	RC224

Table 9


7.4 Having the following markings which are in addition to the manufacturer’s identification and/or logo.

7.4.1 Having the marking “**TRANSFILCO SA**”.




7.4.2 Having the marking  which is the ID of Sarac Teknik Hirdavat Ins. San. ve Tic. Ltd. Sti. Osmangazi Mah. Yildirim Beyazit Cad. No:35 Samandira/Istanbul TURKEY.


7.4.3 Having the marking  which is the ID of Ender Yapı Malzemeleri Ins.Tah. San ve Tic Ltd.Sti. Merkez Mah.Fatih Cad.Firat Sok, No:3 Halkali - Kucukcekmece, TURKEY.


7.4.4 Having the marking  which is the ID of Duna Dis Ticaret Ltd.Sti, Perpa Ticaret Merkezi, B Blok Kat: 2 No: 75, Okmeydanı – 34384, Istanbul, TURKEY.


7.4.5 Having the marking  which is the ID of Muratoglu Hirdavat San. Ve Tic. Ltd. Sti, Maltepe Cad, Canayakin Sit, B Blok No: 7, 34020 Topkapi, Istanbul, TURKEY.

7.4.6 Having the marking  which is the ID of Meridian International Co., Ltd, 1886 Laiyin Road, Songjiang, Shanghai, CHINA.

7.4.7 Having the marking  or  or  which are the IDs of Intratek Muh. Ve Dis. Tic. A.S: Ataturk Mah.Girne Cad. No:45 34750 Kucukbakkalkoy/Kadikoy Istanbul Turkiye.


7.4.8 Having the marking  which is the ID of Soykan El Aletleri H. Hüseyin Alkan, Tersane CAD. Abdülseñllah SOK. NO:7/C, Karakoy, Istanbul, Turkey.

7.4.9 Having the marking  which is the ID of Detay Baglanti Elemanlari San. Ve Tic. A.S.:Ornek San. Sit. 8 Cad. No: 5 Gaziantep Turkey.

7.4.10 Having the marking  which is the ID of MCM Hirdavat İthalat İhracat Makina Sanayi ve Ticaret Ltd.ŞTİ. Arapcami Mahallesi Ömerağa Sokak Turan Han No:3 Kat:2 Daire:3 Perşembepazari-Karaköy-Istanbul Turkey.

7.4.11 Having the marking  or  which are the IDs of Meister Werkzeuge GmbH, Oberkamper Strasse 37-39 42349 Wuppertal.

7.4.12 Having the marking  or  which is the ID of Unior d.d. Program Ro no orodje - Hand Tools Programme Kova ka cesta 10 SI - 3214 Zre e.

7.4.13 Having the marking  which is the ID of Ufuk Hirdavat San Ve Tic Ltd Sti, Merkez Mah, Turgut Ozal Bulvari No 18, Alemdag - Cekmekoy, Istanbul - Turkey.

7.4.14 Having the marking  which is the ID of Karakus Hirdavat San.Ve Tic.Ltd.Sti. Istoc 16.Ada No:20-22 Mahmutbey-Bagcilar-Istanbul-Turkey.

7.5 Having alternative model of blade with a length of 30 m and width of 13 mm which is a line measures, fitted with a ring end but with only an upper scale. This measure is of the type usually assembled into an open reel/case incorporating a winder mechanism.

8 SPECIAL CONDITIONS

8.1 When using the measure for internal measurement, the case must be permitted to locate and must not be impeded by the carrying strap.

8.2 Model CR-524W shall not be fitted with a personal carrying strap.

8.3 The inscription on CR-807X includes the additional inscription “cm” within the first 10 cm of the blade.

9 ILLUSTRATIONS

Figure 1 The blade

Figure 3 Example of a wide composite measure.

Figure 5 Example of the series 35 case style

Figure 7 Example of the series J1 case style

Figure 9 Example of the series 76 case style

Figure 11 Example of the series 75 case style

Figure 13 Example of the series 96 case style

Figure 15 Example of the series 90 case style

Figure 2 Examples of the CR case style.

Figure 4 Example of the line measure.

Figure 6 Example of the series 87 case style

Figure 8 Example of the series 74 case style

Figure 10 Example of the series 64 case style

Figure 12 Example of the series 89 case style

Figure 14 Example of the series 97 case style

10 CERTIFICATE HISTORY

ISSUE NO.	DATE	DESCRIPTION
UK/0126/0034	4 July 2008	Certificate first issued.
UK/0126/0034 Revision 1	6 October 2008	Revision 1 issued; Alternative case models CR-75, CR-002, CR-J4, CR-G16, and CRP-06 added to section 7.1.3 Table 3. Addition of sections 7.3.2 and 7.4.4.

UK/0126/0034 Revision 2	17 November 2008	Revision 2 Issued; Alternative case models CR-82 and CR-90 added to section 7.1.3 Table 3. Addition of section 7.4.5. All case dimensions removed.
UK/0126/0034 Revision 3	26 February 2009	Revision 3 Issued; Alternative manufacturer's identification logo added to section 4. Addition of section 7.4.6.
UK/0126/0034 Revision 4	16 November 2009	Revision 4 Issued; Addition of alternative case models in Table 3: CR-374W, CR-574E, CR-574X, CR-1074M, CR-376W, CR-576E, CR-576X & CR-1076M Addition of section 7.4.7 and 7.4.8 Addition of Section 7.5 Class I blades Addition of section 7.6 Addition of Figures 8 & 9
UK/0126/0034 Revision 5	26 March 2010	Revision 5 Issued; Addition, in Table 3, of alternative case models: 33, 37, 64, 75, 89, 96 & 97. Addition of section 7.4.9 - alternative marking Addition of Figures 10 to 14
UK/0126/0034 Revision 6	07 May 2010	Revision 6 Issued; Addition of section 7.3.3; Additional models Amendment to Section 7.5: Table 6 (and reference) is changed to Table 7. Addition of section 7.4.10 - alternative marking.
UK/0126/0034 Revision 7	12 August 2010	Revision 7 Issued; Section 7.5 [Class I tape measures] removed, section 7.6 re-numbered as 7.5
UK/0126/0034 Revision 8	30 November 2010	Revision 8 Issued; Addition of section 7.3.4 with new table 7 Addition of section 7.3.5 with new table 8 Addition of section 7.4.11 and 7.4.12 - alternative marking.
UK/0126/0034 Revision 9	19 January 2011	Revision 9 Issued; Addition of section 7.4.13 - alternative marking. Addition of case models CR-307W, CR-507E and CR-507X in Table 6 of section 7.3.3.


UK/0126/0034 Revision 10	24 February 2011	<p>Revision 10 Issued;</p> <p>Addition of model 290W into section 7.1.3, Table 3</p> <p>Addition of section 7.3.6; Alternative model No. references.</p> <p>Addition of the following logo  in section 7.4.7.</p> <p>Addition of section 7.4.14 - alternative marking.</p> <p>Addition of Figure 15 series 90 case style</p>
--------------------------	------------------	---



Figure 1 The blade

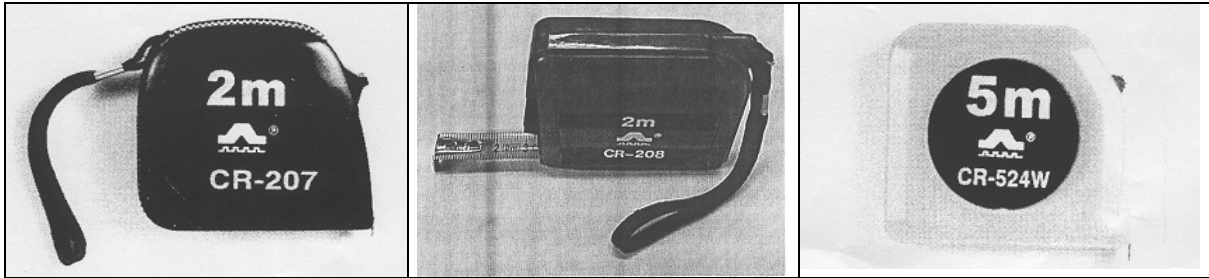


Figure 2 Example of the CR case styles



Figure 3 Example of a wide composite measure




Figure 4 Example of the line measure



Figure 5 Example of the series 35 case style



Figure 6 Example of the series 87 case style



Figure 7 Example of the series J1 case style



Figure 8 Example of the series 74 case style



Figure 9 Example of the series 76 case style



Figure 10 Example of the series 64 case style



Figure 11 Example of the series 75 case style



Figure 12 Example of the series 89 case style



Figure 13 Example of the series 96 case style



Figure 14 Example of the series 97 case style



Figure 15 Example of the series 90 case style