

(UK/0126/0019)



MI-008

United Kingdom of Great Britain and Northern Ireland

## **Certificate of EC type-examination of a measuring instrument**

**Number: UK/0126/0019 Revision 9**

issued by the Secretary of State for Business, Innovation and Skills  
Notified Body Number 0126

In accordance with the requirements of the Measuring Instruments (Material Measures of Length) Regulations 2006 (SI 2006/1267) and the Measuring Instruments (Non-Prescribed Instruments) Regulations 2006 (SI 2006/1270) which implement, in the United Kingdom, Council Directive 2004/22/EC, this certificate of EC type-examination has been issued to:

**Ningbo Great Wall Precision Industrial Co. Ltd  
(Konfoong Group Ltd, Hong Kong)  
1 Konfoong Road  
Yangming Technology Industrial Park  
Yuyao City  
Zhejiang Province  
China 315400**

in respect of: Material measure of length  
accuracy class: II  
nominal length and width: 2 m x 12.5 mm

Additional models, lengths and widths are described in section 7 of the Descriptive Annex to this certificate.

This revision replaces previous versions of the certificate.

Signatory: G Stones  
for Chief Executive  
National Weights & Measures Laboratory  
(part of the National Measurement Office)  
Department for Business, Innovation and Skills  
Stanton Avenue  
Teddington  
Middlesex TW11 0JZ  
United Kingdom

Issue Date: 15 April 2010  
Valid Until: 19 August 2017  
Reference No: T1126/0007

# Descriptive Annex

## 1 REGULATIONS

The measuring instrument in respect of which this certificate of EC pattern approval has been issued is subject to the provisions and requirements of the requirements of the Measuring Instruments (Material Measures of Length) Regulations 2006 (SI 2006/1267) and the Measuring Instruments (Non-Prescribed Instruments) Regulations 2006 which implement, in the United Kingdom, Council Directive 2004/22/EC.

## 2 DESCRIPTION OF THE PATTERN

The pattern is a small composite measure, which has a dual graduated blade. The blade is 2 m long, 12.5 mm wide, made of steel with a sliding hook at the free end. It has black and red markings on a white, or yellow, background protected by a clear film. The blade is graduated in millimetres throughout on both edges; half-centimetres are also marked. The centimetre and the decimetre intervals are numbered consecutively throughout.

## 3 TECHNICAL DATA

- 3.1
- (a) Accuracy class: II
  - (b) Nominal length: 2 m
  - (c) Scale interval: 1 mm

## 4 INSCRIPTIONS

The following inscriptions are marked at the beginning of the blade on the front face:

- (a) Nominal length: 2 m
- (b) Manufacturer's identification: "GREAT WALL" and/or logo
- (c) Class of accuracy: II
- (d) EC type approval certificate number: UK/0126/0019

## 5 APPROVAL CONDITIONS

The certificate is issued subject to the following conditions.

### 5.1 Legends and inscriptions

5.1.1 The following markings and inscriptions legends are durably and legibly marked onto the blade of the tape measure: and fulfil the requirements of Paragraph 9 of Annex I of the Directive 2004/22/EC:

- 'CE' mark
- Supplementary metrology mark
- Notified Body number
- Accuracy class
- Manufacturers mark or name
- Certificate number
- Tractive force (if applicable)
- Reference temperature (if other than 20°C)

5.1.2 The model of the tape measure cases are identified by the series number. The following codes may follow the case series number to denote the associated blade width:

- W 16 mm
- E 19 mm
- X 25 mm
- F 32 mm

## 6 LOCATION OF MARKS

6.1 The inscription in section 4 together with the ‘CE’ marking, supplementary metrology marking and notified body number are printed on the blade near the beginning.

## 7 ALTERNATIVES

7.1 Having alternative models of steel tape measure blade as described in Table 1 below.

Accuracy class	Nominal length (m)	Nominal widths (mm)
II	1	6
II	2	6, 12.5, 16
II	3	12.5, 16, 19
II	5	12.5
II	5	16, 19, 25
II	6	19, 25
II	8	25, 32
II	10	10, 12.5, 25, 32
II	20	10, 12.5
II	30	10, 12.5, 32
II	50	10, 12.5, 32

**Table 1**

7.1.1 The blade may be enclosed in a plastic case which is identified by the model series number, e.g. GW 203 - GW (Great Wall), -2 (nominal length), 03 (case series number). The following table lists those cases which are marked with a case dimension for making internal measurements.

Accuracy class	Case series	Case marking (mm)
II	03	66
II	03	72
II	05	57
II	05	63
II	09	64
II	09	70
II	12	63

II	12	66
II	12	72
II	29	80
II	35	70
II	37	63
II	37	75
II	53	60
II	53	70
II	53	82
II	53	87
II	56	56
II	56	73
II	56	85
II	58	85
II	58	86
II	75	60
II	75	70

**Table 2**

**7.1.1.1** Having the case series listed in Table 2 without a case dimension marking, for making internal measurements.

**7.1.2** The following case series are not marked with a case dimension for making internal measurements.

series 01	series 02	series 10	series 11
series 16	series 18	series 28	series 42
series 39	series 46	series 55	series 66
series 61	series 68	series 69	series 77
series 78	series 80	series 81	series 85
series 89	series 92	series 96	series 99
series A1	series A2	series A8	series A15
series A18	series A19	series J7	series J8
series J11	series J13	series J15	series J18

**Table 3**

**7.1.3** The case may be fitted with any of the following:

- blade lock,
- belt clip
- wrist / carrying strap.

**7.1.4** The blade may be fitted with a magnet on the end hook. The magnet should only be used as a “reference point” for the blade when a measurement is made with the blade “under compression”, and not be used as a “reference point” for the blade when a measurement is made with the blade “under tension”.

**7.1.5** The case, which may be any colour, may be marked with a case dimension, as indicated in table 2, for making internal measurements. The strap should not interfere with the measurement when making internal dimension measurements.

**7.1.6** The case may be fitted with a rubber sleeve / grip.

**7.1.7** The belt clip shall not obscure case dimension markings.

**7.1.8** Having the following markings, which are in addition to the manufacturer’s identification of “GREAT WALL” and/or logo.

- METLAND
- ALFA
- WALTER
- ROTHENBERGER
- RAAB KARCHER
- AYLCO
- CONTINENTAL
- TORNEIRO
- GOOD YEARS
- NOVIPro
- SIBA
- HODARA (Brand name: Hu firma)
- ADW
- TOP CRAFT
- WISVO
- BRÜDER MANNESMANN
- JEWSON
- WOMAX
- KARAN
- VALEX
- AKIFIX
- TOPEX
- NEO TOOLS
- TOP TOOLS
- SKIL
- ANT
- COSMOS
- UGR
- SKILLS
- VIP-TEC
- NoRa

**7.1.9** Having an alternative model of 5 m x 19 mm, which has a dual graduated blade. The blade is graduated in millimetres throughout on the upper edge, and Imperial graduations on the lower edge. The imperial graduations have been taken in to consideration as ‘supplementary indications’. Approval under this Certification is limited to the metric graduations only.

**7.1.10** Having the following alternative model identifications for the additional markings specified:

<b>WISVO</b>	<b>Hu firma</b>	<b>SKIL</b>
44.025802	HF775	F0150505AA
44.035835	HF776	F0150508AA
44.055805	HF777	
44.085808	HF778	
44.105810		

**WISVO** model 44.085808 is marked with a case dimension of 85 mm.

**Hu firma** model HF778 may be marked with a case dimension of 85 mm.

**7.1.11** Having the following alternative model identifications for the additional markings specified:

<b>VIP-TEC</b>			
VT300316	VT310316	VT3201013	VT3301013
VT300516	VT310519	VT3202013	VT3302013
VT300519	VT310525	VT3203013	
VT300525		VT3205013	

**7.2** Having alternative models of tape measure blade as described in the table below, manufactured from fibreglass. The blade may be enclosed in a close case or open reel.

Accuracy class	Nominal length (m)	Nominal widths (mm)
III	10	13, 15
III	20	13, 15
III	30	13, 15
III	50	13, 15

**7.2.1** The centimetre intervals on the blade are numbered consecutively from 1 to 9 for each decimetre; this pattern is repeated throughout the blade. Half-decimetres are marked with an arrow. The number of metres is stated in red. The scale markings are in black on a white background. The blade is terminated by a metal ring, which is attached by means of a reinforcing plastic strip approximately 6 cm long. The zero mark is offset approximately 8 cm inwards from the end of the blade.

**7.2.2** The blade may be fitted with a plastic ring and metal end-hook attached to it by means of a plastic clamp that obscures up to the first 30 mm of the blade. The end-hook may be laid flat against the plastic clamp when not in use. The first 195 mm of the blade may be covered by a yellow, transparent plastic reinforcing strip.

**7.3** Having an alternative style of hook fitted to the end of the tape measure blade, as shown in figure 15

## **8 ILLUSTRATIONS**

Figure 1	The pattern	Figure 2	Series 03 case
Figure 3	Series 05 case	Figure 4	Series 09 case
Figure 5	Series 12 case	Figure 6	Series 29 case
Figure 7	Series 37 case	Figure 8	Series 53 case
Figure 9	Series 56 case	Figure 10	Series 58 case
Figure 11	Series 75 case	Figure 12	Series HF 77x
Figure 13	Series A18 GW8A18X case	Figure 14	Dual graduated blade model
Figure 15	Alternative model of hook	Figure 16	Series JGW-Y
Figure 17	Series J5	Figure 18	Series 78

ISSUE NO.	DATE	DESCRIPTION
UK/0126/0019	20 August 2007	Type examination certificate first issued.
UK/0126/0019 Rev 1	05 November 2007	Revision 1 issued. <u>Modification to Section 7.1.8:</u> i) “Having the following alternative manufacturer’s identification” is changed to “Having the manufacturer’s following alternative identification” ii) Addition of manufacturer’s alternative identification “COSMOS”
UK/0126/0019 Rev 2	14 January 2008	Revision 2 issued. <u>Modification to Section 7.1.8:</u> i) “Having the manufacturer’s following alternative identification” is changed to “Having the following markings, which are in addition to the manufacturer’s identification of “GREAT WALL” and/or logo”. ii) Addition of manufacturer’s alternative identification ADW. <u>Modification to Section 7.1.10:</u> “Having the following alternative model identifications with the following manufacturer’s alternative identification:” is changed to “Having the following alternative model identifications for the additional markings specified:”  Figure 13 <b>Dual graduated blade model</b> is renumbered as Figure 14  New Figure 13 <b>Case style – A18 GW8A18X series</b> inserted
UK/0126/0019 Rev 3	13 May 2008	Revision 3 issued. Addition of section 7.3 Alternative style of hook, and Figure 15
UK/0126/0019 Rev 4	4 September 2008	Revision 4 issued. Addition of the following case series to table 3: 01, 02, 10, 11, 16, 18, 28, A1, A2, A8, A15, A18, A19, J7, J8, J11, J13, J15 and J18. Table rearranged in numerical order.






UK/0126/0019 Rev 5	12 March 2009	<p>Revision 5 issued.</p> <p>Modification to Section 7.1.8:</p> <p>Addition of manufacturer's alternative identifications:</p> <p>i) UGR </p> <p>ii) TOP CRAFT </p> <p>iii) SKILLS </p>
UK/0126/0019 Rev 6	11 June 2009	<p>Revision 6 issued.</p> <p>Addition of Section 7.1.1.1</p> <p>Modification to Section 7.1.8 to include Addition of manufacturer's alternative identification:</p> <p>i) VIP-TEC </p> <p>Which is the identification of :</p> <p>ARMETAL VE DOVME EL ALETLERI SAN.VE TIC.A.S BAGLAR ICI CAD.NO.:85 K.1/2 FIRUZKOY/AVCILAR ISTANBUL TURKEY</p> <p>Addition of Section 7.1.11</p>
UK/0126/0019 Rev 7	12 November 2009	<p>Revision 7 issued.</p> <p>Modification to Section 7.1.2:</p> <p>Addition of Series 78 case</p> <p>Addition of Figures 16, 17 &amp; 18</p>
UK/0126/0019 Rev 8	24 March 2010	<p>Revision 8 issued.</p> <p>Modification to Section 7.1.8:</p> <p>Addition of manufacturer's alternative identification "NoRa"</p>
UK/0126/0019 Rev 9	13 April 2010	<p>Revision 9 issued.</p> <p>Modification to Section 7.1.8:</p> <p>Addition of manufacturer's alternative identification "BRüDER MANNESMANN"</p> <p>and brand </p>



Figure 1 Example of the pattern



Figure 2 Case style – 03 series



Figure 3 Case style – 05 series



Figure 4 Case style – 09 series



Figure 5 Case style – 12 series



Figure 6 Case style – 29 series



Figure 7 Case style – 37 series



Figure 8 Case style – 53 series



Figure 9 Case style – 56 series



Figure 10 Case style – 58 series




Figure 11 Case style – 75 series



Figure 12 Case style – HF 77x series



Figure 13 Case style – A18 GW8A18X series



Figure 14 Dual graduated blade model



Figure 15 Alternative style of hook



**Figure 16 Case style – Series JGW-Y**



**Figure 17 Case style – Series J5**



**Figure 18 Case style – Series78**

© Crown copyright 2010.  
NATIONAL WEIGHTS AND MEASURES LABORATORY  
(part of the National Measurement Office)  
This material may be freely reproduced except for sale.