



EC type-examination certificate UK/0126/0022 Revision 9

issued by

**The National Measurement Office
Notified Body Number 0126**

In accordance with the requirements of the Measuring Instruments (Material Measures of Length) Regulations 2006 (SI 2006/1267) and the Measuring Instruments (Non-Prescribed Instruments) Regulations 2006 (SI 2006/1270) which implement, in the United Kingdom, Council Directive 2004/22/EC, this certificate of EC type-examination has been issued to:

**HeNan JiangHua Measure Tools Co. Ltd.
Yuhang Road
Shangqiu Economic-technological development Zone
Henan
China
476000**

in respect of: Material measure of length
accuracy class: II
nominal length and width: 8 m x 25 mm

The necessary data (principal characteristics, alterations, securing, functioning etc) for identification purposes, and conditions (when applicable), are set out in the descriptive annex to this certificate.

This revision replaces previous versions of the certificate.

**Issue Date: 13 May 2011
Valid Until: 02 March 2018
Reference No: T1126/0020**


**Signatory: P R Dixon
for Chief Executive**

Descriptive Annex

1 REGULATIONS

The measuring instrument in respect of which this certificate of EC pattern approval has been issued is subject to the provisions and requirements of the requirements of the Measuring Instruments (Material Measures of Length) Regulations 2006 (SI 2006/1267) and the Measuring Instruments (Non-Prescribed Instruments) Regulations 2006 (SI 2006/1270) which implement, in the United Kingdom, Council Directive 2004/22/EC.

2 DESCRIPTION OF THE PATTERN

The pattern is a composite, retractable measure, which may be in a case. The blade is 8 m long, 25 mm wide, is made of steel and has a sliding hook at the free end. It has black markings on a yellow or white background protected by a clear film. The blade is graduated in millimetres throughout on both edges; half-centimetres are also marked. The centimetre intervals are numbered consecutively throughout the blade. The decimetre numbers are yellow on a red background. The case may be any colour.

3 TECHNICAL DATA

- 3.1
- | | | |
|-----|-----------------|------|
| (a) | Accuracy class: | II |
| (b) | Nominal length: | 8 m |
| (c) | Scale interval: | 1 mm |

4 INSCRIPTIONS

The following inscriptions are marked at the beginning of the blade:

- | | | |
|-----|--------------------------------------|--------------|
| (a) | Nominal length: | 8 m |
| (b) | Manufacturer's identification: | "JIANGHUA" |
| (c) | Class of accuracy: | II |
| (d) | EC type approval certificate number: | UK 0126 0022 |

5 APPROVAL CONDITIONS

The certificate is issued subject to the following conditions.

5.1 Legends and inscriptions

5.1.1 The following markings and inscriptions legends are durably and legibly marked onto the blade of the tape measure, and fulfil the requirements of Annex I Paragraph 9 of Directive 2004/22/EC:

- 'CE' mark
- Supplementary metrology mark
- Notified Body number
- Accuracy class
- Manufacturers mark or name
- Certificate number
- Tractive force (if applicable)
- Reference temperature (if other than 20°C)

5.1.2 The model of the tape measure cases are identified by the series number. The following codes may follow the case series number to denote the associated blade width:

- W 16 mm
- E 19 mm
- X 25 mm
- Alternatively no series number denotes a nominal width of 12.5 mm or 13 mm depending on model type.

6 LOCATION OF MARKS

6.1 The inscription in section 4 together with the ‘CE’ marking, supplementary metrology marking and notified body number are printed on the blade near the beginning.

7 ALTERNATIVES

7.1 Having alternative models of steel tape measure blade as described in Table 1 below.

Accuracy class	Nominal length (m)	Nominal widths (mm)
II	2	13
II	3	12.5, 13, 16
II	5	16, 19, 25
II	7	25
II	8	25
II	10	25

Table 1

7.1.1 The blade may be enclosed in a case which is identified by the model series number, e.g. JH-856X where: JH (model), 8 (nominal length), 56 (case series number) and X (nominal width 25 mm). The following table lists those cases which may be marked with a case dimension for making internal measurements.

Accuracy class	Case series	Case marking (mm)
II	56	76
II	78	60

Table 2

7.1.2 The tape measure blade may be fitted into a case which is not marked with a case dimension for making internal measurements.

7.1.3 The case may be fitted with any of the following:

- blade lock
- belt clip
- wrist / carrying strap.

7.1.4 The strap, where fitted to a case specified in table 2, should not interfere with the measurement when making internal dimension measurements.

7.1.5 The belt clip shall not obscure case dimension markings.

7.1.6 Having the following markings, which are in addition to the manufacturer's identification of "JIANGHUA" marked on the tape blade. This mark may also be printed onto the case of the tape measure.

- **UGR**

7.2 Having alternative models of tape measure blade as described in table 3 below, comprising of a steel blade in an open reel plastic case:

Model No:	Nominal Length (m)	Width (mm)	Case Dimension (mm)
JH-L02	30	12.5	None
JH-L02	50	12.5	None
JH-50L02	50	13	None

Table 3

7.2.1 The steel blade is graduated in millimetres along the top and bottom edge of the blade. The graduations are in black with every 10 centimetres being numbered in white, within a red square, and every metre numbered in red. The centimetre intervals are numbered consecutively from 1 to 9 and this is repeated every 10 centimetres. The blade background is white and is protected a clear plastic coating. The zero mark is offset approximately 14 cm inwards from the end of the blade. The blade is terminated by a metal ring, which is attached to the blade by means of a riveted reinforcing strip approximately 20 mm long.

7.2.2 The tape measure blade may be fitted into an open reel plastic case, which may be fitted with a winding handle that may be folded, and has a locating point at the base. The case may be any colour.

7.3 The blade may be fitted with a magnet on the end hook (Figure 7). The magnet should only be used as a "reference point" for the blade when a measurement is made with the blade "in compression", and not be used as a "reference point" for the blade when a measurement is made with the blade "in tension".

7.4 Having the following marking, which is in addition to the manufacturer's identification of "JIANGHUA", marked on the tape blade:

- **FACHMAN**

and is the ID of:

Firma Handlowa Sarius Artur Manczak, UL. Rolnicza 10 A/17, 81-615 Gdynia Poland.

This marks may also be printed onto the case of the tape measure.



7.5 Having the following marking  which is in addition to the manufacturer's identification of "JIANGHUA", marked on the tape blade, and is the ID of:

- **COVAL**

and is the ID of:

COVAL SP. z o.o., ul. Zwirowa 51, 81-010 Gdynia, Poland

This mark may also be printed onto the case of the tape measure.

7.6
4 below.

Having alternative models of steel tape measure blade as described in Table

Model No:	Nominal Length (m)	Width (mm)	Case Dimension (mm)
JH-262W	2	16	None
JH-7H62X	7.5	25	None
JH-7H95X	7.5	25	None
JH-M7H65X	7.5	25	None
JH-M7H67X	7.5	25	None

Table 4

In the above JH-M7H65X - M means Magnet hook end, 7H is for a 7.5m nominal length, 65 is the case style and X is for a 25 mm tape width.

7.7 Having alternative reference numbers for the models of steel tape measure blade as described in Table 5 below.

Alternative reference number	Jianghua reference number	Nominal Length (m) and Width (mm)
MX03-2	JH-262W	2m x 16mm
MX03-3	JH-362W	3m x 16mm
MX03-5	JH-562E	5m x 19mm
MX03-7,5	JH-7H62X	7.5m x 25mm
MX01-2	JH-295W	2m x 16mm
MX01-3	JH-395W	3m x 16mm
MX01-5	JH-595E	5m x 19mm
MX01-7,5	JH-7H95X	7.5m x 25mm
MX04-2	JH-M265W	2m x 16mm
MX04-3	JH-M365W	3m x 16mm
MX04-5	JH-M565E	5m x 19mm
MX04-7,5	JH-M7H65X	7.5m x 25mm
MX02-2	JH-M267W	2m x 16mm
MX02-3	JH-M367W	3m x 16mm
MX02-5	JH-M567E	5m x 19mm
MX02-7,5	JH-M7H67X	7.5m x 25mm
MX06-50	JH-50L02	50m x 13mm

Table 5

7.8 Having the following marking: , which is in addition to the manufacturer's identification of "JIANGHUA", marked on the tape blade, and is the ID of:

MEISTER-WERKZEUGE Werkzeugfabrik, Vertriebsgesellschaft GmbH, Oberkamper Str. 37-39, D-42349 Wuppertal

7.9 Having alternative models of steel tape measure blade as described in Table 6 below:

Model No:	Nominal Length (m)	Width (mm)	Case Dimension (mm)
JH-372W	3	16	None
JH-572E	5	19	None
JH-7H72X	7.5	25	None
JH-376W	3	16	None
JH-576E	5	19	None
JH-7H76X	7.5	25	None
JH-319W	3	16	None
JH-519E	5	19	None
JH-7H19X	7.5	25	None

Table 6

7.10 Having alternative models of steel tape measure blade as described in Table 7 below:

Model No:	Nominal Length (m)	Width (mm)	Case Dimension (mm)
JH-287W	2	16	None
JH-387W	3	16	None
JH-587E	5	19	None
JH-587X	5	25	None
JH-7H87X	7.5	25	None
JH-10H87X	10	25	None
JH-282	2	13	None
JH-282W	2	16	None
JH-382W	3	16	None
JH-582E	5	19	None
JH-582X	5	25	None
JH-7H82X	7.5	25	None
JH-8H82X	8	25	None

Table 7

7.11 Having the following marking: which is in addition to the manufacturer's identification of "JIANGHUA", marked on the tape blade:

- **HOBISAN**


and is the ID of:

AGROMAK MAKINE IMAL. SAN. VE TIC. A.S. Cirpici, Veliefendi Yolu No:49 (Akin Tekstil Ici) Bakirkoy-Istanbul-Turkiye.

7.12 Having alternative models of steel tape measure blade as described in Table 8 below:

Jianghua Model No:	Alternative Model No:	Nominal Length (m)	Width (mm)	Case Dimension (mm)
JH-219	219	2	13	None
JH-319	319	3	13	None
JH-3H19	3H19	3.5	13	None
JH-219W	219W	2	16	None
JH-319W	319W	3	16	None
JH-3H19W	3H19W	3.5	16	None
JH-519E	519E	5	19	None
JH-5H19E	5H19E	5.5	19	None
JH-519X	519X	5	25	None
JH-5H19X	5H19X	5.5	25	None
JH-7H19X	7H19X	7.5	25	None
JH-819X	819X	8	25	None

Table 8

7.13 Having the following marking:  which is in addition to the manufacturer's identification of "JIANGHUA", marked on the tape blade and is the ID of:

Sarac Teknik Hirdavat Ins. San. ve Tic. Ltd Sti., Osmangazi mah. Yıldırım Beyazıt cad. No 21 Samandıra Sancaktepe Istanbul Turkey

7.14 Having the following marking: **ADW**, which is in addition to the manufacturer's identification of "JIANGHUA", marked on the tape blade and is the ID of:

ABRAHAM DIEDERICHS GmbH & Co OHG Oberkamper Strasse 37-39 D-42349 Wuppertal Germany.

7.15
9 below:

Having alternative models of steel tape measure blade as described in Table

Model No:	Nominal Length (m)	Width (mm)	Case Dimension (mm)
JH-341W	3	16	None
JH-541E	5	19	None
JH-541X	5	25	None
JH-841X	8	25	None
JH-324W	3	16	None
JH-524E	5	19	None
JH-524X	5	25	None
JH-824X	8	25	None
JH-322W	3	16	None
JH-522E	5	19	None
JH-522X	5	25	None
JH-822X	8	25	None

Table 9

7.16 Having alternative reference numbers for the models of steel tape measure blade as described in Table 10 below.

Alternative reference number	Jianghua reference number	Nominal Length (m) and Width (mm)
CMX01-2	JH-229	2m x13mm
CMX01-3	JH-329W	3m x16mm
CMX01-5	JH-529E	5m x19mm
CMX01-7	JH-7H29X	7.5m x25mm
CMX02-2	JH-295W	2m x16mm
CMX02-3	JH-395W	3m x16mm
CMX02-5	JH-595E	5m x19mm
CMX02-7	JH-7H95X	7,5m x25mm
CMX03-2	JH-M265W	2m x16mm
CMX03-3	JH-M365W	3m x16mm
CMX03-5	JH-M565M	5m x19mm
CMX03-7	JH-M7H65X	7,5m x25mm
CMX04-3	JH-399CW	3m x16mm
CMX04-5	JH-599CE	5m x19mm
CMX04-7	JH-7H99CX	7.5m x25mm
CMX05-3	JH-399BW	3m x16mm
CMX05-5	JH-599BE	5m x19mm
CMX05-7	JH-7H99BX	7.5m x25mm
CMX06-3	JH-399AW	3m x16mm
CMX06-5	JH-599AE	5m x19mm
CMX06-7	JH-7H99AX	7.5m x25mm
CMX07-2	JH-221W	2m x13mm
CMX07-3	JH-321W	3m x16mm
CMX07-5	JH-521E	5m x19mm
CMX07-7	JH-7H21X	7.5m x25mm
CMX08-3	JH-324W	3m x16mm
CMX08-5	JH-524E	5m x19mm
CMX08-7	JH-7H24X	7.5m x25mm
CMX10-50	JH-50L02	50m x13mm
YMN01	JH-356W	3m x16mm
YMN02	JH-556E	5m x19mm
YMN03	JH-351W	3m x16mm
YMN04	JH-551E	5m x19mm

Table 10

8 Illustrations

Figure 1	Example of the pattern
Figure 2	Examples of the case styles
Figure 3	Model JH
Figure 4	Long measure model with open reel plastic case
Figure 5	Example of the pattern with markings
Figure 6	Example of the pattern with alternative markings
Figure 7	Magnetic hook end
Figure 8	Examples of the case style 87
Figure 9	Examples of the case style 82
Figure 10	Examples of the case style 19

9 CERTIFICATE HISTORY

ISSUE NO.	DATE	DESCRIPTION
UK/0126/0022	03 March 2008	Type examination certificate first issued.
UK/0126/0022 Rev 1	11 March 2008	Addition of section 7.2.3 and Figure 7
UK/0126/0022 Rev 2	29 April 2008	Section 7.2.3 is changed to 7.3 Addition of model JH-50L02 to Table 3 Addition of sections 7.4, 7.5 including Table 4 and 7.6 including Table 5.
UK/0126/0022 Rev 3	12 August 2008	Addition of section 7.7
UK/0126/0022 Rev 4	05 May 2009	Addition of section 7.8
UK/0126/0022 Rev 5	08 April 2010	Addition of section 7.9 and Figures 8 & 9
UK/0126/0022 Rev 6	01 June 2010	Addition of section 7.10
UK/0126/0022 Rev 7	11 March 2011	Addition of section: 7.11, including Table 8, and section 7.12. Addition of Figure 10
UK/0126/0022 Rev 8	08 April 2011	Addition of section: 7.13 and section 7.14 including Table 9.
UK/0126/0022 Rev 9	13 May 2011	Removal of ID "COVAL" in section 7.4. Addition of Coval logo, ID and address in new section 7.5. Subsequent sections are re-numbered Models: YMN01, YMN02, YMN03, YMN04 removed from table 5. Addition of section 7.16 including table 10.




Figure 1 Example of the pattern



Figure 2 Examples of the case styles



Figure 3 Model JH-



Figure 4 Long measure model with open reel plastic case



Figure 5 Example of the pattern with markings

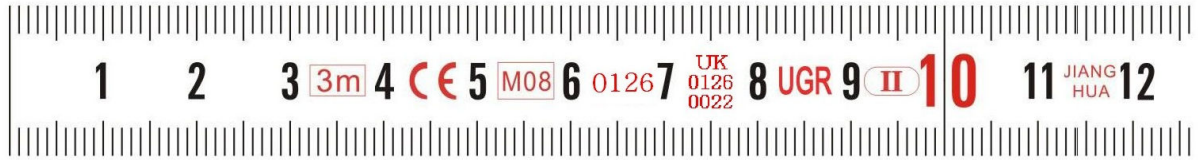


Figure 6 Example of the pattern with alternative markings



Figure 7 Magnetic hook end



Figure 8 Examples of the case style 87



Figure 9 Examples of the case style 82



Figure 10 Examples of the case style 19